




**IMPORTANT**

Before opening your LampLust Flickering Flame Melted Edge Wax Votive Candles, please make sure that you carefully read through these instruction sheets.

**NOTE:** The important safeguards and instructions that appear in this manual are not meant to cover all possible conditions and situations that may occur. It must be understood that common sense, caution and care are factors that can't be built into any product. This approach must be used by the person(s) caring for and operating the candles.



**GENERAL INFORMATION**

Battery installation should only be performed by an adult. Only batteries of the same or equivalent type as recommended should be used. Battery leakage can cause corrosion and damage to this product so please remove non-functioning batteries immediately. Remove the batteries from product during long periods of non-use.

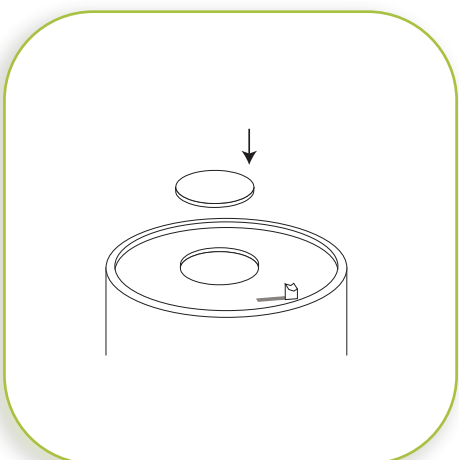
DO NOT DISPOSE OF IN FIRE. Please dispose at your local recycling facility.

**WHAT WE PROVIDE**

- Eight Melted Edge Flameless Wax Votive Candles
- 8 CR2032 MAX Batteries (1 Per Candle)

**STEP BY STEP INSTRUCTIONS**

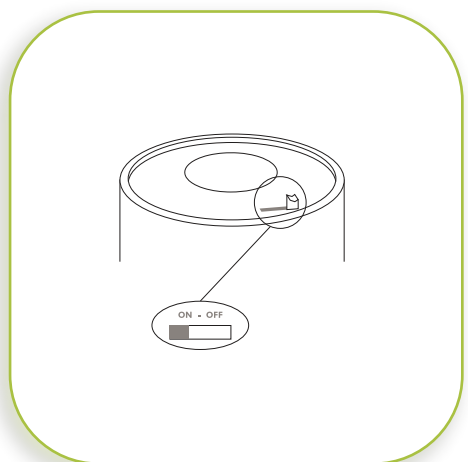
Before turning on your candles, remove the battery tab from the battery compartment (located on the bottom of the candle), thereby activating the batteries.



1

**BATTERY INSTALLATION**

The candles work with 1 x CR2032 MAX battery (included). The battery compartment is located on the bottom of the candle. Batteries should be inserted with the correct polarity as indicated (+/-) and battery compartments secured before use.



## 2

### ON/OFF SWITCH

The ON/OFF switch is located on the bottom of the candle, below the battery compartment.