




**IMPORTANT**

Before opening your Lamplust Flameless Tealights, please make sure that you carefully read through these instruction sheets.

**NOTE:** The important safeguards and instructions that appear in this manual are not meant to cover all possible conditions and situations that may occur. It must be understood that common sense, caution and care are factors that can't be built into any product. This approach must be used by the person(s) caring for and operating the tealights.



**GENERAL INFORMATION**

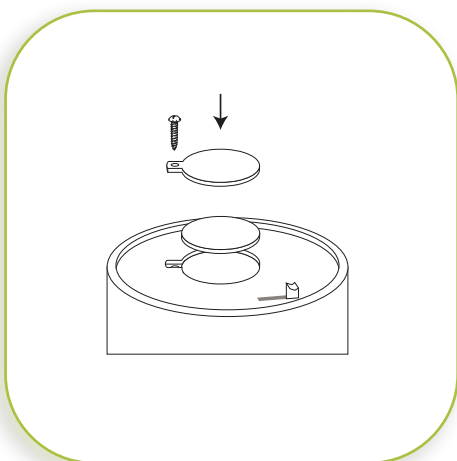
Battery installation should only be performed by an adult. Only batteries of the same or equivalent type as recommended should be used. Battery leakage can cause corrosion and damage to this product so please remove non-functioning batteries immediately. Remove the batteries from product during long periods of non-use. DO NOT DISPOSE OF IN FIRE. Please dispose at your local recycling facility.

**WHAT WE PROVIDE**

- 100 Flameless Tealights
- 100 CR2032 Batteries (1 Per Tealight)

**STEP BY STEP INSTRUCTIONS**

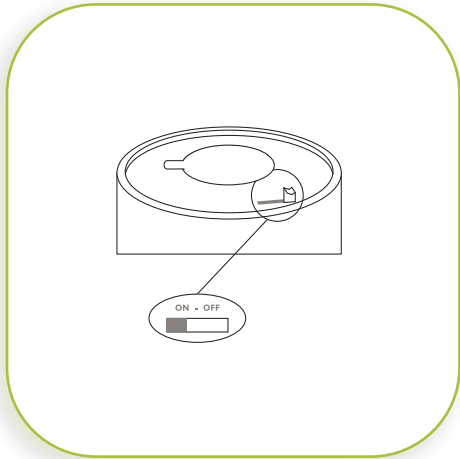
Before turning on your tealights, remove the battery tab from the battery compartment (located on the bottom of the tealight), thereby activating the battery.



1

**BATTERY INSTALLATION**

Each tealight works with 1 x CR2032 battery (included). The battery compartment is located on the bottom of the tealight. Secure battery compartment before use.



## 2

### ON/OFF SWITCH

The ON/OFF switch is located on the bottom of the tealight, below the battery compartment.