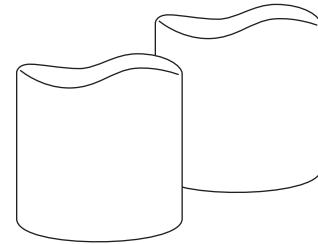




IMPORTANT

Before operating your LampLust Idlewild Outdoor Candles, please make sure that you carefully read through these instruction sheets.

NOTE: The important safeguards and instructions that appear in this manual are not meant to cover all possible conditions and situations that may occur. It must be understood that common sense, caution and care are factors that can't be built into any product. This approach must be used by the person(s) caring for and operating the candle.



GENERAL INFORMATION

Battery installation should only be performed by an adult. Only batteries of the same or equivalent type as recommended should be used. Battery leakage can cause corrosion and damage to this product so please remove non-functioning batteries immediately. Remove the batteries from product during long periods of non-use.

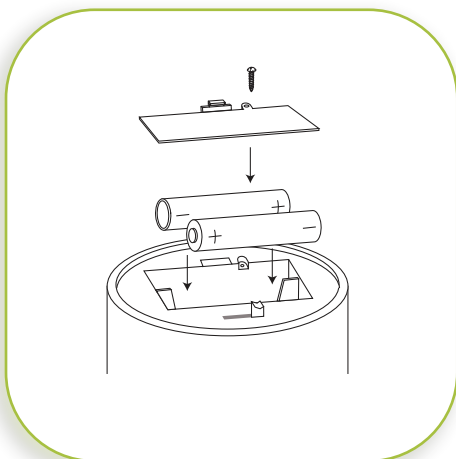
DO NOT DISPOSE OF IN FIRE. Please dispose at your local recycling facility.

WHAT WE PROVIDE

- Two Idlewild 3" x 3" Candles
- 4 x AA Batteries (2 Per Candle)
- 6 Button Remote Control

STEP BY STEP INSTRUCTIONS

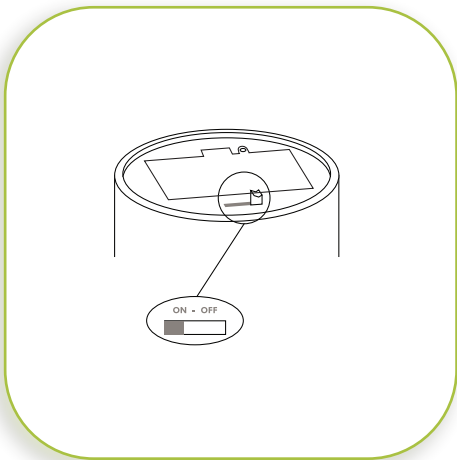
Before turning on your candles, **locate the batteries inside the packaging.** Then, remove the plastic from around the batteries and insert them into the the battery compartment.



1

BATTERY INSTALLATION

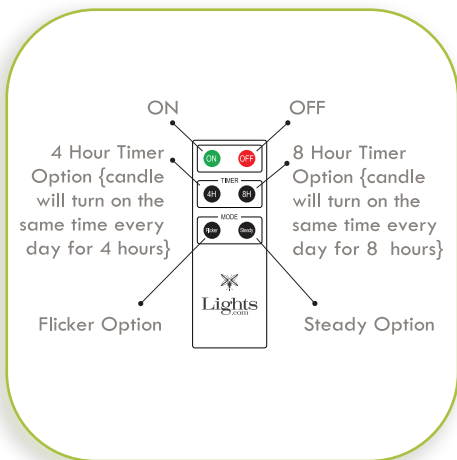
The candles work with 2 x AA batteries (included). Batteries should be inserted with the correct polarity as indicated (+/-) and battery compartments secured before use.



2

SWITCH OPTIONS

The ON/OFF switch is located on the bottom of the candle, below the battery compartment. Once the switch is turned to the "ON" position the candle can be controlled using the remote. To maximize battery life, manually turn the candles off during long periods of non-use.



3

REMOTE FUNCTIONS

The candle switch must be turned to "ON" in order for the remote control to function.

! WARNING

- **INGESTION HAZARD:** This product contains a button cell or coin battery.
- **DEATH** or serious injury can occur if ingested.
- A swallowed button cell or coin battery can cause **Internal CHEMICAL BURNS** in as little as **2 HOURS**.
- Keep new and used batteries **OUT OF REACH OF CHILDREN**.
- **SEEK IMMEDIATE MEDICAL ATTENTION** if a battery is suspected to be swallowed or inserted inside any part of or body.

