



# Lights.com

## IMPORTANT

Before operating your LampLust Hazel Outdoor Lantern, please make sure that you carefully read through these instruction sheets.

**NOTE:** The important safeguards and instructions that appear in this manual are not meant to cover all possible conditions and situations that may occur. It must be understood that common sense, caution and care are factors that can't be built into any product. This approach must be used by the person(s) caring for and operating the lantern.

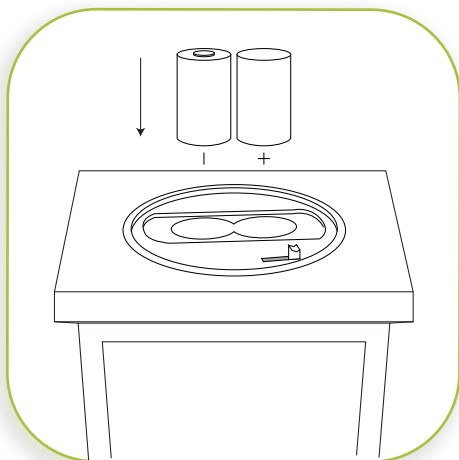
## GENERAL INFORMATION

Battery installation should only be performed by an adult. Only batteries of the same or equivalent type as recommended should be used. Battery leakage can cause corrosion and damage to this product so please remove non-functioning batteries immediately. Remove batteries from the product during long periods of non-use.


DO NOT DISPOSE OF IN FIRE. Please dispose at your local recycling facility.

## STEP BY STEP INSTRUCTIONS

Before turning on the lantern, **locate the batteries on the outside of the styrofoam packaging**. Then, remove the plastic from around the batteries and insert them into the battery compartment (located on the bottom of the lantern).



# 1

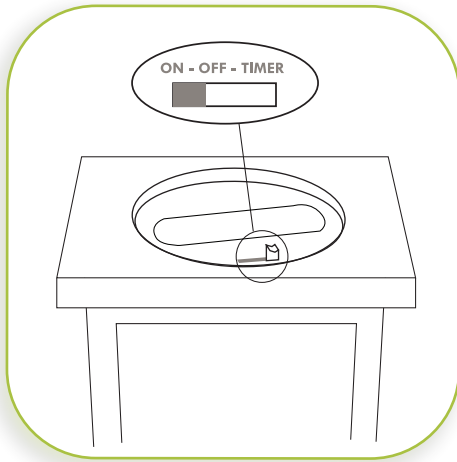


## WHAT WE PROVIDE

- 1 x Hazel Outdoor Lantern with Infinity Wick Outdoor Flameless Candle
- 2 x C Batteries

## BATTERY INSTALLATION

The lantern works with 2 x C batteries. The battery compartment is located on the bottom of the lantern. To install new batteries, unscrew the panel on the bottom. Batteries should be inserted with the correct polarity as indicated (+/-) and battery compartments secured before use.



# 2

## SWITCH OPTIONS

The ON/OFF/TIMER switch is located on the bottom of the lantern, below the battery compartment. To use the timer mode, move the switch to "TIMER" at your desired time. The timer will remain on for 6 hours and will turn on and off at the same time each day once set. To maximize battery life, manually turn off the lantern at the switch during long periods of non-use.