

INSTRUCTIONS



IMPORTANT


Before opening your LampLust Signature Melted-Edge Wax Pillar Candles, please make sure that you carefully read through these instruction sheets.

NOTE: The important safeguards and instructions that appear in this manual are not meant to cover all possible conditions and situations that may occur. It must be understood that common sense, caution and care are factors that can't be built into any product. This approach must be used by the person(s) caring for and operating the candles.

GENERAL INFORMATION

Battery installation should only be performed by an adult. Only batteries of the same or equivalent type as recommended should be used. Battery leakage can cause corrosion and damage to this product so please remove non-functioning batteries immediately. Remove the batteries from product during long periods of non-use.

DO NOT DISPOSE OF IN FIRE. Please dispose at your local recycling facility.



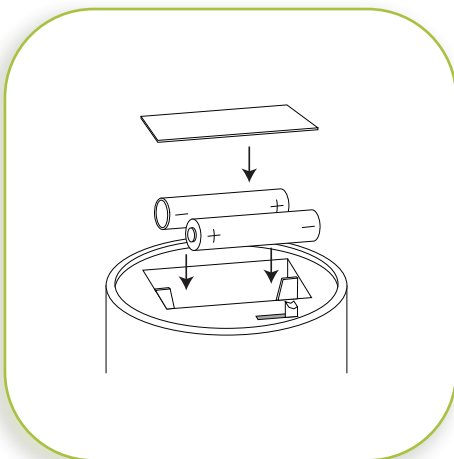
MODEL NO.

LC005035

LC005036

WHAT WE PROVIDE

- 3 x Assorted Signature Pillar Candles
- 6 x AA Batteries (2 Per Candle)

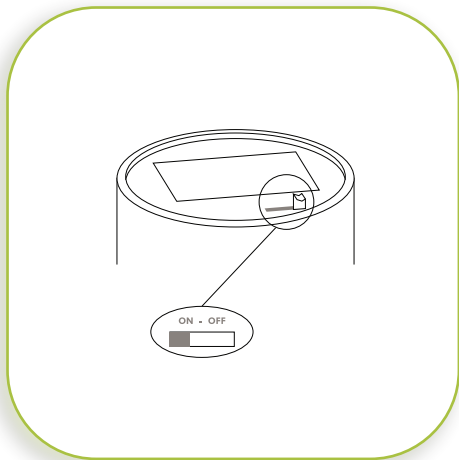


1

BATTERY INSTALLATION

The candles work with 2 x AA batteries (included). Batteries should be inserted with the correct polarity as indicated (+/-) and battery compartments secured before use.

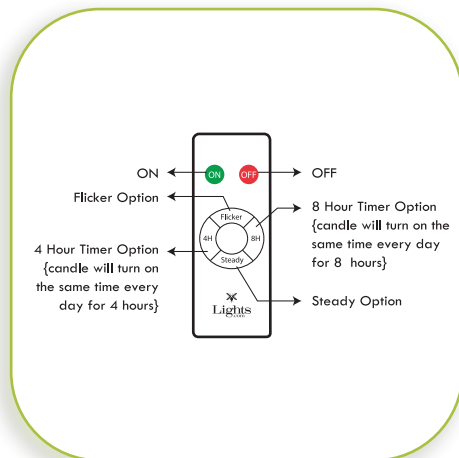
INSTRUCTIONS



2

ON/OFF SWITCH

The ON/OFF switch is located on the bottom of the candle, below the battery compartment.



3

REMOTE FUNCTIONS

The candle switch must be turned to "ON" in order for the remote control to function. Once the switch is turned to the "ON" position the candle can be controlled using the remote, until it is manually turned to "OFF".