

IMPORTANT

Before operating your LampLust Infinity Wick Collection 11" Taper Candles, please make sure that you carefully read through these instruction sheets.

NOTE: The important safeguards and instructions that appear in this manual are not meant to cover all possible conditions and situations that may occur. It must be understood that common sense, caution and care are factors that can't be built into any product. This approach must be used by the person(s) caring for and operating the candles.

GENERAL INFORMATION

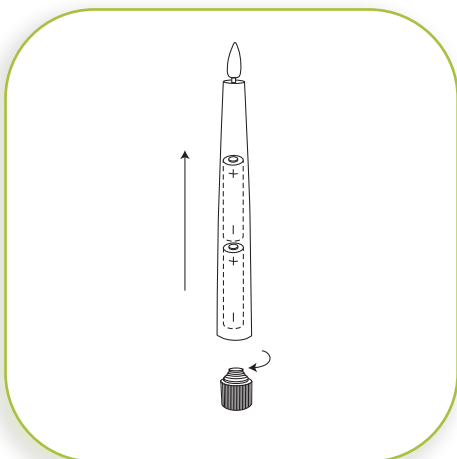
Battery installation should only be performed by an adult. Only batteries of the same or equivalent type as recommended should be used. Battery leakage can cause corrosion and damage to this product so please remove non-functioning batteries immediately. Remove the batteries from product during long periods of non-use.
DO NOT DISPOSE OF IN FIRE. Please dispose at your local recycling facility.

WHAT WE PROVIDE

- Four Infinity Wick Collection Ivory Distressed 11" Taper Candles
- 8 AAA Batteries (2 Per Candle)
- 6 Button Remote Control

STEP BY STEP INSTRUCTIONS

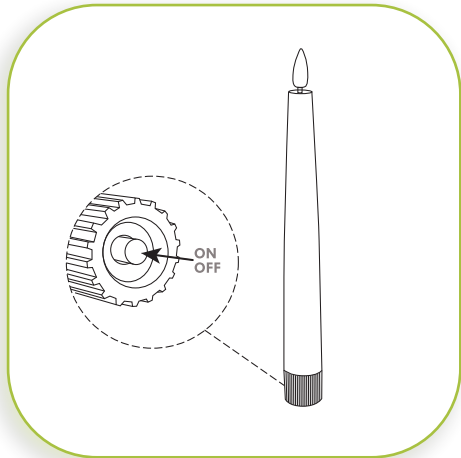
Before turning on your candles, remove the plastic from around the batteries and insert them into the the battery compartment.



1

BATTERY INSTALLATION

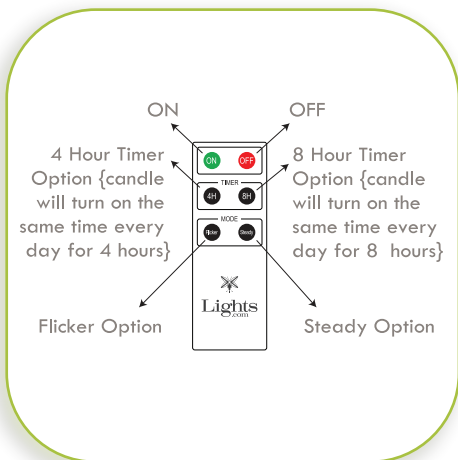
Each candle works with 2 x AAA batteries (included). The battery compartment is located on the bottom of the candles. To open the battery compartment, turn the base of the candle clockwise. Batteries should be inserted with the correct polarity as indicated (+/-) and battery compartments secured before use.



2

ON/OFF

Push the button on the base of the candle to switch on or off. To maximize battery life, switch candle off during long periods of non-use.



3

REMOTE FUNCTIONS

The candle must be manually turned on in order for the remote control to function.