



IMPORTANT

Before operating your LampLust Infinity Wick Collection Outdoor Ivory Candles, please make sure that you carefully read through these instruction sheets.

NOTE: The important safeguards and instructions that appear in this manual are not meant to cover all possible conditions and situations that may occur. It must be understood that common sense, caution and care are factors that can't be built into any product. This approach must be used by the person(s) caring for and operating the candles.

GENERAL INFORMATION

DO NOT attempt to replace or repair any damaged parts of the candle.

After use, ensure the candles are clean and dry before storage.

Only batteries of the same or equivalent type as recommended should be used. Battery leakage can cause corrosion and damage to this product so please remove non-functioning batteries immediately. Remove the batteries from product during long periods of non-use.

DO NOT DISPOSE OF IN FIRE. Please dispose at your local recycling facility.

STEP BY STEP INSTRUCTIONS

Before turning on your candles, insert 2 C batteries (not included) into the battery compartment.

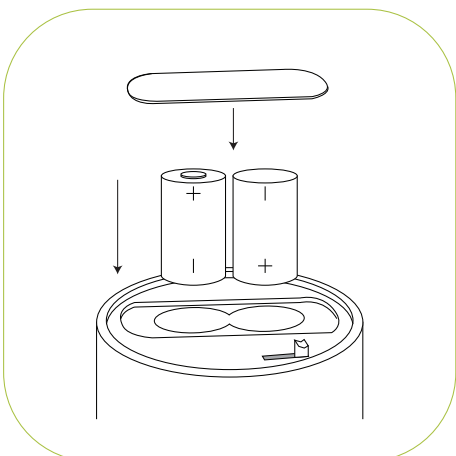


WHAT WE PROVIDE

- Four Infinity Wick Collection Outdoor Candles in Ivory - 3x6"
- 6 Button Remote Control

WHAT YOU NEED

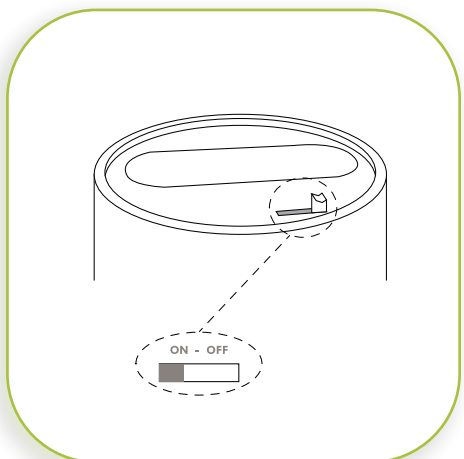
- 8x C Batteries (2 per Candle)



1

BATTERY INSTALLATION

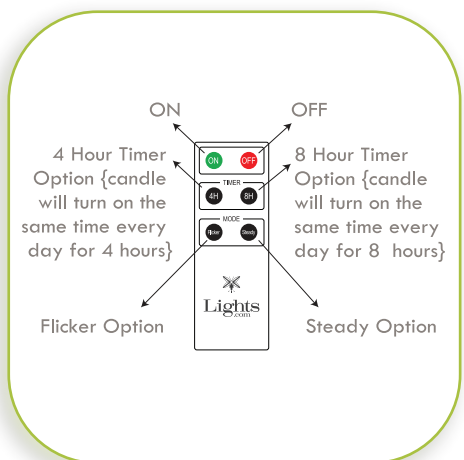
The candles each work with 2x C batteries (not included). The battery compartment is located on the bottom of the candle. To install new batteries, remove the panel on the bottom. Batteries should be inserted with the correct polarity as indicated (+/-) and secure battery compartment before use.



2

ON/OFF SWITCH

The ON/OFF switch is located on the bottom of the candle, next to the battery compartment. Utilize this switch to operate the candle.



3

REMOTE FUNCTIONS

The candle switch must be turned to "ON" in order for the remote control to function.