




IMPORTANT

Before operating your LampLust Ombre Smoke Glass Hurricanes with Fairy Lights, please make sure that you carefully read through these instruction sheets.

NOTE: The important safeguards and instructions that appear in this manual are not meant to cover all possible conditions and situations that may occur. It must be understood that common sense, caution and care are factors that can't be built into any product. This approach must be used by the person(s) caring for and operating the hurricanes.



GENERAL INFORMATION

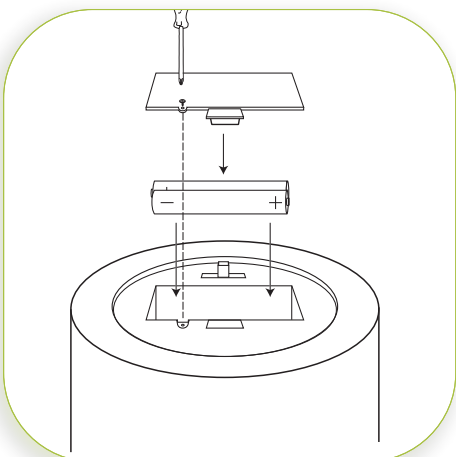
DO NOT attempt to replace or repair any damaged parts of the hurricanes. Only batteries of the same or equivalent type as recommended should be used. Battery leakage can cause corrosion and damage to this product so please remove non-functioning batteries immediately. Remove the batteries from product during long periods of non-use. DO NOT DISPOSE OF IN FIRE. Please dispose at your local recycling facility.

WHAT WE PROVIDE

- Three Ombre Smoke Glass Hurricanes with Fairy Lights
- 6 AA Batteries (2 Per Hurricane)

STEP BY STEP INSTRUCTIONS

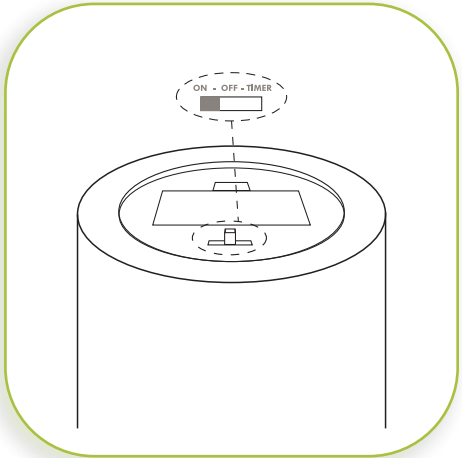
Before turning on your hurricanes, remove the battery tab from the battery compartment (located on the bottom of the hurricanes), thereby activating the batteries.



1

BATTERY INSTALLATION

The hurricanes work with 2 x AA batteries. The battery compartment is located on the bottom of the hurricane. To install new batteries, unscrew the panel on the bottom. Batteries should be inserted with the correct polarity as indicated (+/-) and battery compartments secured before use.



2

ON/OFF/TIMER SWITCH

The ON/OFF/TIMER switch is located on the bottom of the hurricane, next to the battery compartment. Utilize this switch to operate the hurricane. To use the timer mode, move the switch to "TIMER" at your desired time. The lights will turn on and remain on for 5-hours at the same time each day once set.